

SONATE

Op.106.

Dem Erzherzog Rudolph gewidmet.

Allegro. (♩=138.)

29.

(Sonate für das Hammerklavier.)

ff p

ritard. pa tempo

cresc. poco a poco

f sf p sf

f sf p cresc.

f sf sf

Livros Grátis

<http://www.livrosgratis.com.br>

Milhares de livros grátis para download.

2 3 *a tempo* 4 3 2 4


dimin. - - - *p ritard.* - - - *pp* - - - *f*

Red. *




p - - - *cresc.*

Red. *




dimin. - - -

1 2 3 5 1 3 4 # 3 4 2 3 1 2 1 2 1 2




p cresc. - - - *p* - - - *cresc.* - - -

1 4 2 4 2 4 2 3 5 1 2 4 2 5 3 1 2 4 3 1 2 4 3 1 3 5 2 4 2 4 2 5




p - - - *cresc.* - - - *p*

3 2 5 3 1 2 4 5 3 4 2 4 1 2 4 1 2 5 3 1 2 5 3 5 5



L. *R.* *p cresc.* - - - *p* *cresc.* - - -

3 1 2 4 2 3 4 3 3 5 1 3 5 1 2 1 2 5 1 2 4 1 2 4 1 2 5 2 1 3 4 2



System 1: Treble and Bass staves. Treble staff contains a complex melodic line with many slurs and ornaments. Bass staff contains a more rhythmic accompaniment. Dynamic marking: *p*. Performance instructions: *poco ritard.* and *a tempo*.

System 2: Treble and Bass staves. Treble staff continues the melodic development. Bass staff features a steady accompaniment. Dynamic marking: *poco ritard.* and *a tempo*.

System 3: Treble and Bass staves. Treble staff shows a more active melodic line. Bass staff accompaniment remains consistent. Performance instructions: *poco ritard.* and *a tempo*.

System 4: Treble and Bass staves. Treble staff features a rapid melodic passage. Bass staff accompaniment provides a solid foundation.

System 5: Treble and Bass staves. Treble staff continues with a melodic line. Bass staff accompaniment. Dynamic marking: *cresc.*

System 6: Treble and Bass staves. Treble staff features a melodic line with some slurs. Bass staff accompaniment. Dynamic marking: *ff*.

First system of a piano score. The right hand features a melodic line with a dotted line above it and a fermata at the end. The left hand provides harmonic support with chords and single notes. Dynamics include *sf* and *sf dimin.*. Fingerings are indicated with numbers 1-5. A *rit.* marking is present below the staff.

Second system of a piano score. The right hand has a melodic line with a dotted line above it. The left hand has a melodic line with a dotted line above it. Dynamics include *cresc.*, *sf*, and *p*. Performance instructions include *cantabile* and *dolce ed espressivo*. Fingerings are indicated with numbers 1-5.

Third system of a piano score. The right hand has a melodic line with a dotted line above it. The left hand has a melodic line with a dotted line above it. Dynamics include *cresc.*. Fingerings are indicated with numbers 1-5.

Fourth system of a piano score. The right hand has a melodic line with a dotted line above it. The left hand has a melodic line with a dotted line above it. Dynamics include *tr*. Fingerings are indicated with numbers 1-5.

Fifth system of a piano score. The right hand has a melodic line with a dotted line above it. The left hand has a melodic line with a dotted line above it. Dynamics include *ff*, *f*, and *p*. Performance instruction includes *cresc.*. Fingerings are indicated with numbers 1-5. A *rit.* marking is present below the staff.

Sixth system of a piano score. The right hand has a melodic line with a dotted line above it. The left hand has a melodic line with a dotted line above it. Dynamics include *f*, *sf*, and *ff*. Performance instruction includes *cresc.*. Fingerings are indicated with numbers 1-5. A *rit.* marking is present below the staff.

28

sfp *sfp* *sf* *sf* *ff* *sf* *sf* *ff*

sempre con Ped.

pp *sempre pp*

cresc. *sf* *sf* *sf* *p*

sempre con Ped.

ff *sfp* *f* *p*

sempre con Ped.

sempre p

cresc. *più cresc.*

First system of a piano score. The right hand features a melodic line with many slurs and fingerings (1-5). The left hand provides a rhythmic accompaniment with fingerings (1-5) and rests.

Second system of a piano score. The right hand continues the melodic line with slurs and fingerings. The left hand has a more active accompaniment with slurs and fingerings. A dynamic marking of *f* is present.

Third system of a piano score. The right hand has a melodic line with slurs and fingerings. The left hand has a rhythmic accompaniment with slurs and fingerings. A dynamic marking of *p* and a *cresc.* marking are present.

Fourth system of a piano score. The right hand features a series of chords with slurs and fingerings. The left hand has a rhythmic accompaniment with slurs and fingerings. Dynamic markings of *f* and *sf* are present.

Fifth system of a piano score. The right hand features a series of chords with slurs and fingerings. The left hand has a rhythmic accompaniment with slurs and fingerings. A dynamic marking of *sf* is present.

Sixth system of a piano score. The right hand features a series of chords with slurs and fingerings. The left hand has a rhythmic accompaniment with slurs and fingerings. Dynamic markings of *ff* and *p* are present. The system ends with a double bar line and a fermata.

8
4
2
ff
p
cresc.

2 3 2 1 2 1 2 1

Red. * Red. *

Detailed description: This system contains the first two staves of music. The upper staff features a melodic line with eighth and quarter notes, including a triplet of eighth notes. The lower staff provides harmonic support with chords and moving lines. Dynamics range from fortissimo (ff) to piano (p), with a crescendo marking. Fingerings and articulation marks are present throughout.

8
5
3
2
1
2
1
2
1
3
2
1
2
3
4
5
6
7
8
9
10
11
12
13
14
15
16
17
18
19
20
21
22
23
24
25
26
27
28
29
30
31
32
33
34
35
36
37
38
39
40
41
42
43
44
45
46
47
48
49
50
51
52
53
54
55
56
57
58
59
60
61
62
63
64
65
66
67
68
69
70
71
72
73
74
75
76
77
78
79
80
81
82
83
84
85
86
87
88
89
90
91
92
93
94
95
96
97
98
99
100

ff
sf
sempre ff

Red. * Red. *

Detailed description: This system continues the musical piece. It features a variety of dynamic markings including fortissimo (ff), sforzando (sf), and sempre fortissimo (sempre ff). The notation includes complex rhythmic patterns and fingerings. Redaction marks (Red. *) are used to indicate specific areas of the score.

8
5
3
2
1
2
1
2
1
3
2
1
2
3
4
5
6
7
8
9
10
11
12
13
14
15
16
17
18
19
20
21
22
23
24
25
26
27
28
29
30
31
32
33
34
35
36
37
38
39
40
41
42
43
44
45
46
47
48
49
50
51
52
53
54
55
56
57
58
59
60
61
62
63
64
65
66
67
68
69
70
71
72
73
74
75
76
77
78
79
80
81
82
83
84
85
86
87
88
89
90
91
92
93
94
95
96
97
98
99
100

Red. * Red. *

Detailed description: This system shows a continuation of the musical texture. It includes dynamic markings like piano (p) and fortissimo (ff). The notation is dense with chords and melodic lines. Redaction marks (Red. *) are present.

8
5
3
2
1
2
1
2
1
3
2
1
2
3
4
5
6
7
8
9
10
11
12
13
14
15
16
17
18
19
20
21
22
23
24
25
26
27
28
29
30
31
32
33
34
35
36
37
38
39
40
41
42
43
44
45
46
47
48
49
50
51
52
53
54
55
56
57
58
59
60
61
62
63
64
65
66
67
68
69
70
71
72
73
74
75
76
77
78
79
80
81
82
83
84
85
86
87
88
89
90
91
92
93
94
95
96
97
98
99
100

dimin. e poco ritard.
a tempo
p cantabile

Detailed description: This system introduces a change in tempo and dynamics. It features markings for 'dimin. e poco ritard.' (diminuendo and a little ritardando), 'a tempo', and 'p cantabile' (piano cantabile). The notation includes triplet figures and a more lyrical melodic line.

8
5
3
2
1
2
1
2
1
3
2
1
2
3
4
5
6
7
8
9
10
11
12
13
14
15
16
17
18
19
20
21
22
23
24
25
26
27
28
29
30
31
32
33
34
35
36
37
38
39
40
41
42
43
44
45
46
47
48
49
50
51
52
53
54
55
56
57
58
59
60
61
62
63
64
65
66
67
68
69
70
71
72
73
74
75
76
77
78
79
80
81
82
83
84
85
86
87
88
89
90
91
92
93
94
95
96
97
98
99
100

espressivo

Detailed description: This system is characterized by an 'espressivo' (expressive) dynamic. It features a prominent triplet figure in the right hand and a more active bass line. The notation is highly detailed with many fingerings and articulation marks.

8
5
3
2
1
2
1
2
1
3
2
1
2
3
4
5
6
7
8
9
10
11
12
13
14
15
16
17
18
19
20
21
22
23
24
25
26
27
28
29
30
31
32
33
34
35
36
37
38
39
40
41
42
43
44
45
46
47
48
49
50
51
52
53
54
55
56
57
58
59
60
61
62
63
64
65
66
67
68
69
70
71
72
73
74
75
76
77
78
79
80
81
82
83
84
85
86
87
88
89
90
91
92
93
94
95
96
97
98
99
100

espressivo
f

Detailed description: This system concludes the piece with an 'espressivo' dynamic and a fortissimo (f) marking. It features a complex melodic line with many fingerings and a strong bass line. The notation is highly detailed with many fingerings and articulation marks.

p *L.* *R.* *f* *L.*

L. *R.* *cresc.*

f *ff* *Red.*

p *Red.* *

a tempo *ritard.*

cantabile e legato *cresc. poco a poco*

First system of musical notation. The upper staff contains a complex melodic line with numerous slurs and fingerings (1-5). The lower staff features a bass line with slurs and fingerings. The key signature has two flats.

Second system of musical notation. The upper staff includes slurs and fingerings. The lower staff contains slurs, fingerings, and dynamic markings: *f*, *sf*, *p*, and *f*. There are also markings for *Red.* and asterisks.

Third system of musical notation. The upper staff has slurs and fingerings. The lower staff includes slurs, fingerings, and dynamic markings: *p*, *f*, and *p*. There are also markings for *Red.* and asterisks.

Fourth system of musical notation. The upper staff has slurs and fingerings. The lower staff includes slurs, fingerings, and dynamic markings: *f*, *p*, and *cresc.*. There are also markings for *Red.* and asterisks.

Fifth system of musical notation. The upper staff has slurs and fingerings. The lower staff includes slurs, fingerings, and dynamic markings: *f*, *sf*, *sf*, and *sf*. There are also markings for *Red.* and asterisks.

Sixth system of musical notation. The upper staff includes slurs, fingerings, and dynamic markings: *sf*, *sf*, *dimin.*, *p*, *ritard.*, and *pp*. The lower staff includes slurs, fingerings, and dynamic markings: *pp* and *ff*. The system concludes with the tempo marking *a tempo*. There are also markings for *Red.* and asterisks.

ff *cresc.* *pp* *cresc.*

This system contains the first two measures of the piece. The piano part begins with a fortissimo (ff) dynamic and a crescendo (cresc.) hairpin. The bass part starts with a pianissimo (pp) dynamic. A first ending bracket with an asterisk (*) is placed over the first measure of the piano part.

dimin.

The second system covers measures 3 and 4. It features a first ending bracket in the piano part. The bass part includes fingering numbers 1, 4, 3, 4, 1, 3, 4, 1, 2, 3, 1, 2, 3. A diminuendo (dimin.) marking is present in the piano part.

p cresc. *p*

The third system covers measures 5 and 6. The piano part has a piano (p) dynamic with a crescendo (cresc.) hairpin. The bass part has a piano (p) dynamic. Fingering numbers are provided for both parts.

cresc. *p* *cresc.*

The fourth system covers measures 7 and 8. The piano part starts with a piano (p) dynamic and a crescendo (cresc.) hairpin. The bass part has a piano (p) dynamic. Fingering numbers are provided for both parts.

p *cresc.* *cresc.*

The fifth system covers measures 9 and 10. The piano part has a piano (p) dynamic with a crescendo (cresc.) hairpin. The bass part has a piano (p) dynamic with a crescendo (cresc.) hairpin. Fingering numbers are provided for both parts.

p *cresc.* *p dolce* *poco ritard.*

The sixth system covers measures 11 and 12. The piano part has a piano (p) dynamic with a crescendo (cresc.) hairpin. The bass part has a piano (p) dynamic with a crescendo (cresc.) hairpin. The system concludes with a piano dolce (p dolce) dynamic and a poco ritardando (poco ritard.) marking. Fingering numbers are provided for both parts.

Musical score system 1. Treble and bass staves. The piece begins with the tempo marking *a tempo*. Fingerings are indicated by numbers 1-5. A *poco ritard.* marking is present in the middle of the system. The key signature is two flats.

Musical score system 2. Treble and bass staves. Continues the piece with various fingering instructions. The key signature remains two flats.

Musical score system 3. Treble and bass staves. Features a complex melodic line in the treble staff with numerous slurs and accents. The key signature is two flats.

Musical score system 4. Treble and bass staves. Includes dynamics markings such as *mf* and *ff*. The key signature is two flats.

Musical score system 5. Treble and bass staves. Features a *cresc.* (crescendo) marking. The key signature is two flats.

Musical score system 6. Treble and bass staves. Includes *ff* (fortissimo) and *dimin.* (diminuendo) markings. The piece concludes with a double bar line and repeat sign. The key signature is two flats.

First system of a piano score. The right hand features a melodic line with a *cresc.* marking and a *sf* dynamic. The left hand has a bass line with triplets and a *p* dynamic. The instruction *dolce ed espressivo* is written above the right hand. Fingerings and articulation marks are present throughout.

Second system of the piano score. The right hand continues with chords and a *cresc.* marking. The left hand features a bass line with triplets and a *cresc.* marking. Dynamics include *ff* and *f*. Fingerings and articulation marks are present throughout.

Third system of the piano score. The right hand has a melodic line with a *ff* dynamic. The left hand has a bass line with a *p* dynamic. Dynamics include *ff*, *f*, and *p*. Fingerings and articulation marks are present throughout.

Fourth system of the piano score. The right hand has a melodic line with a *cresc.* marking. The left hand has a bass line with a *cresc.* marking. Dynamics include *f*, *sf*, and *f*. Fingerings and articulation marks are present throughout.

Fifth system of the piano score. The right hand has a melodic line with a *sf* dynamic. The left hand has a bass line with a *sf* dynamic. Dynamics include *sf* and *f*. Fingerings and articulation marks are present throughout.

Sixth system of the piano score. The right hand has a melodic line with a *sf* dynamic. The left hand has a bass line with a *p* dynamic. Dynamics include *sf* and *p*. Fingerings and articulation marks are present throughout.

First system of a piano score. The right hand features a melodic line with a trill at the end. The left hand provides harmonic support. Dynamics include *tr*, *ff*, *cresc.*, *dimin.*, and *p*. The instruction *sempre p e dolce* is present.

Second system of the piano score. The right hand has a series of sixteenth-note runs. Dynamics include *pp* and *f*. Fingerings are indicated throughout.

Third system of the piano score. The right hand features chords and rests. Dynamics include *pp*, *f*, *ff*, and *p*. Fingerings are indicated.

Fourth system of the piano score. The right hand has a sequence of chords. Dynamics include *f*, *p*, *f*, *p*, *f*, *p*, and *f*. Fingerings are indicated.

Fifth system of the piano score. The right hand has a sequence of chords. Dynamics include *p*, *p*, *f*, *p*, *f*, *p*, *f*, *p*, and *f*. The instruction *sempre dimin.* is present.

Sixth system of the piano score. The right hand has a sequence of chords. Dynamics include *sempre pp*, *ppp*, and *ff*. The instruction *sempre pp* is present.

Scherzo.
Assai vivace. (♩ = 80)

This page of piano sheet music is divided into six systems, each consisting of a treble and bass staff. The piece is in 3/4 time and features a variety of dynamic markings and technical challenges.

- System 1:** Starts with a piano (*p*) dynamic. The right hand has a complex melodic line with many slurs and ties, while the left hand provides a steady accompaniment. Fingerings are indicated throughout.
- System 2:** Features a forte (*f*) dynamic in the right hand and a piano (*p*) dynamic in the left hand. Both hands show intricate patterns with slurs and ties.
- System 3:** Continues with a forte (*f*) dynamic in the right hand and a piano (*p*) dynamic in the left hand. The right hand has a more active role with many slurs.
- System 4:** Shows a dynamic shift from piano (*p*) to pianissimo (*pp*) in the right hand, with a *dimin.* (diminuendo) marking. The left hand remains at a piano (*p*) dynamic.
- System 5:** Features a pianissimo (*pp*) dynamic in the right hand and a piano (*p*) dynamic in the left hand. A *cresc.* (crescendo) marking is present in the right hand.
- System 6:** Starts with a pianissimo (*pp*) dynamic in the right hand and a piano (*p*) dynamic in the left hand. It concludes with a forte (*f*) dynamic in the right hand and a *cresc.* marking.

The score is heavily annotated with fingerings (numbers 1-5) and articulation marks such as slurs, ties, and accents. The overall character is light and rhythmic, consistent with the 'Assai vivace' tempo.

5 4 1 4
4 4 4 4 3 4 5
sempl.
3 3 3 3 cresc.
Ped.

4 5 3 4 5 4 5 4
p
* Ped. * Ped.

4 3 2 3 4 4 1 3 3 2 4 4 1 4
cresc. - - - - - dimin.
4 5 5 4 5 4 5 4 5 4 5 4 5 4
* 4

3 1 5 3 1 2 4 2 3
Ped.
3 3

4 5 4 5 4 5 3 4 5
* Ped.

4 2 1 3 5 2 1 4 5 1 5 3 4 2 1 5 3 5 2 1
cresc.
* Ped.

4 5 4 4 2 1 3 5 3 4 2 3
dimin. p pp
4 5 4 5 4
1 3 2 3 *
* Ped.

Presto.

Musical notation for the first system of the Presto section. The piece is in 2/4 time and B-flat major. The right hand plays a melodic line with eighth notes, starting with a piano (*p*) dynamic. The left hand provides a rhythmic accompaniment with eighth notes. Fingerings are indicated by numbers 1-5 above or below notes.

Musical notation for the second system of the Presto section. The right hand continues the melodic line with chords and eighth notes. A crescendo (*cresc.*) is marked. The left hand continues with eighth notes. Fingerings are indicated by numbers 1-5.

Musical notation for the third system of the Presto section. The right hand features chords and eighth notes. The left hand continues with eighth notes. A fortissimo (*ff*) dynamic is marked. Fingerings are indicated by numbers 1-5.

Musical notation for the fourth system of the Presto section. The right hand features chords and eighth notes. The left hand continues with eighth notes. A fortissimo (*sf*) dynamic is marked. Fingerings are indicated by numbers 1-5.

Musical notation for the fifth system of the Presto section. The tempo changes to Prestissimo. The right hand features a melodic line with eighth notes and a triplet. The left hand features a complex rhythmic pattern with eighth notes and triplets. Fingerings are indicated by numbers 1-5.

Tempo I.

Musical notation for the sixth system of the Presto section. The tempo changes to Tempo I. The right hand features a melodic line with eighth notes and a triplet. The left hand features a complex rhythmic pattern with eighth notes and triplets. A dolce (*dolce*) dynamic is marked. Fingerings are indicated by numbers 1-5.

First system of a piano piece. It consists of a grand staff with a treble clef on top and a bass clef on the bottom. The key signature has two flats (B-flat and E-flat), and the time signature is 3/4. The music features sixteenth and thirty-second notes, often beamed together. Fingerings are indicated by numbers 1-5. Dynamic markings include *cresc.*, *f*, and *p*. There are also some slurs and accents.

Second system of the piano piece. It continues the melodic and harmonic material from the first system. It includes a *cresc.* marking and a *f* dynamic. Fingerings are clearly marked throughout the passage.

Third system of the piano piece. The music becomes more intricate with complex fingering patterns. Dynamic markings include *p* and *dimin.*. There are slurs and accents used for phrasing.

Fourth system of the piano piece. This system shows a shift in dynamics to *pp* (pianissimo). It includes a *cresc.* marking towards the end of the system. There are some rests in the bass line.

Fifth system of the piano piece. The music features a *f* dynamic marking. The right hand has complex chordal textures and moving lines, while the left hand provides a steady accompaniment.

Sixth system of the piano piece. The dynamics fluctuate between *p*, *dimin.*, *pp*, and *pp*. The system concludes with a *pp* dynamic. There are many slurs and accents throughout.

Musical score system 1, featuring piano and bass staves with dynamic markings *pp* and *cresc.* leading to *f*. Fingerings and articulation marks are present throughout.

Musical score system 2, featuring piano and bass staves with dynamic markings *p*, *f*, *p*, *dimin.*, and *un poco*. Fingerings and articulation marks are present throughout.

Presto.
 Musical score system 3, featuring piano and bass staves with dynamic markings *ritar - pp* and *ff*. The lyrics "dan - do cre - scen - do" are written below the notes. Fingerings and articulation marks are present throughout.

Tempo I.
 Musical score system 4, featuring piano and bass staves with dynamic markings *p* and *pp*. Fingerings and articulation marks are present throughout.

Adagio sostenuto. (♩ = 92)
Appassionato e con molto sentimento.
 Musical score system 5, featuring piano and bass staves with dynamic marking *un corda, mezza voce*. Fingerings and articulation marks are present throughout.

Musical score system 6, featuring piano and bass staves with dynamic markings *poco cresc.* and *cresc.*. Fingerings and articulation marks are present throughout.

First system of musical notation. The right hand features a melodic line with various ornaments and slurs, while the left hand provides a harmonic accompaniment. Fingerings are indicated by numbers 1-5. A dynamic marking of *p* (piano) is present.

Second system of musical notation. The right hand continues with intricate melodic patterns. The left hand has a steady accompaniment. A *cresc.* (crescendo) marking is placed above the left hand, and a *p* marking is placed below the right hand.

Third system of musical notation. The right hand features a series of slurs and ornaments. The left hand accompaniment is consistent. Fingerings are clearly marked throughout.

Fourth system of musical notation. The right hand has a melodic line with slurs. The left hand accompaniment is marked with *espressivo* and *cresc. tutte le corde*. The system concludes with a *con grand' espress.* marking.

Fifth system of musical notation. The right hand continues with melodic development. The left hand accompaniment is marked with *p cresc.* (piano crescendo).

Sixth system of musical notation. The right hand features a melodic line with slurs and ornaments, marked with *cresc.* and *pp* (pianissimo). The left hand accompaniment is marked with *pp*.

54

cresc.

Red.

5 4 3 2 1 4 2 5 1 4 2 5 5 4 3 2

This system shows the first two staves of a musical score. The right staff contains a melodic line with various ornaments and fingerings (3, 4, 5, 4, 3, 2, 1, 4, 2, 5, 5, 4, 3, 2). The left staff provides a harmonic accompaniment with fingerings (5, 4, 3, 2, 1, 4, 2, 5, 1, 4, 2, 5, 5, 4, 3, 2). A dynamic marking 'cresc.' is placed between the staves. A 'Red.' (ritardando) marking is present in the lower right of the system.

cresc. - poco a poco due ed allora tutte

Red.

5 4 3 2 1 4 2 5 1 4 2 5 5 4 3 2

This system continues the musical piece. The right staff features a melodic line with fingerings (5, 4, 3, 2, 1, 4, 2, 5, 1, 4, 2, 5, 5, 4, 3, 2). The left staff has an accompaniment with fingerings (5, 4, 3, 2, 1, 4, 2, 5, 1, 4, 2, 5, 5, 4, 3, 2). A dynamic marking 'cresc. - poco a poco due ed allora tutte' is placed between the staves. A 'Red.' marking is also present.

le corde sf

f

una corda

Red.

5 4 3 2 1 4 2 5 1 4 2 5 5 4 3 2

This system introduces the instruction 'le corde sf' (all strings fortissimo) in the left staff. The right staff continues with a melodic line and fingerings (5, 4, 3, 2, 1, 4, 2, 5, 1, 4, 2, 5, 5, 4, 3, 2). The left staff accompaniment has fingerings (5, 4, 3, 2, 1, 4, 2, 5, 1, 4, 2, 5, 5, 4, 3, 2). A 'una corda' instruction is placed above the right staff. A 'Red.' marking is present.

f tutte le corde sf

una corda

5 4 3 2 1 4 2 5 1 4 2 5 5 4 3 2

This system features the instruction 'f tutte le corde sf' (all strings fortissimo) in the left staff. The right staff continues with a melodic line and fingerings (5, 4, 3, 2, 1, 4, 2, 5, 1, 4, 2, 5, 5, 4, 3, 2). The left staff accompaniment has fingerings (5, 4, 3, 2, 1, 4, 2, 5, 1, 4, 2, 5, 5, 4, 3, 2). A 'una corda' instruction is placed above the right staff.

dimin. e smorz.

Red.

5 4 3 2 1 4 2 5 1 4 2 5 5 4 3 2

This system includes the instruction 'dimin. e smorz.' (diminuendo e smorzando) in the right staff. The right staff continues with a melodic line and fingerings (5, 4, 3, 2, 1, 4, 2, 5, 1, 4, 2, 5, 5, 4, 3, 2). The left staff accompaniment has fingerings (5, 4, 3, 2, 1, 4, 2, 5, 1, 4, 2, 5, 5, 4, 3, 2). A 'Red.' marking is present.

pp espressivo

cresc. -

poco a poco due ed allora tutte le corde

sempre legato

5 4 3 2 1 4 2 5 1 4 2 5 5 4 3 2

This system features the instruction 'pp espressivo' (pianissimo espressivo) in the left staff. The right staff continues with a melodic line and fingerings (5, 4, 3, 2, 1, 4, 2, 5, 1, 4, 2, 5, 5, 4, 3, 2). The left staff accompaniment has fingerings (5, 4, 3, 2, 1, 4, 2, 5, 1, 4, 2, 5, 5, 4, 3, 2). A 'cresc. -' marking is placed between the staves. The instruction 'poco a poco due ed allora tutte le corde' is placed below the left staff. The instruction 'sempre legato' is placed above the right staff.

First system of a musical score. The right hand features a melodic line with a slur and fingerings 2, 1, 2, 4, 5, 4, 3, 4, 5, 4, 3. The left hand provides a harmonic accompaniment with chords and moving lines.

Second system of a musical score. The right hand continues the melodic line with fingerings 3, 1, 3, 2, 2, 4, 4. The left hand accompaniment includes the instruction *con grand' espressione*.

Third system of a musical score. The right hand features a melodic line with a slur and fingerings 4, 1, 2, 1, 5, 1, 5, 3, 4, 2, 3, 1, 3. The left hand accompaniment continues.

Fourth system of a musical score. The right hand features a melodic line with a slur and fingerings 5, 2, 5, 2, 4, 2, 5, 4, 5, 4. The left hand accompaniment includes the instruction *molto espress.* and *cresc. poco a poco*.

Fifth system of a musical score. The right hand features a melodic line with a slur and fingerings 5, 4, 5, 4, 4. The left hand accompaniment includes the instruction *più cresc.* and *p espressivo*. The system concludes with a double bar line and a final chord.

First system of a musical score. It consists of two staves. The upper staff contains a melodic line with various ornaments and fingerings (e.g., 5 4 3 5 4 5, 5 4 5 3 4 5 3 4 3 4, 5 4, 3 1). The lower staff contains a bass line with fingerings (e.g., 1 1 1, 2 4, 1 3, 2 4, 1 1 2, 1 3). A *cresc.* marking is present between the staves.

Second system of a musical score. It consists of two staves. The upper staff contains a melodic line with ornaments and fingerings (e.g., 4 5 4 5, 3 2 5, 3, 4 2). The lower staff contains a bass line with fingerings (e.g., 2 1 2 1 2, 1 2, 2 4 1 4, 3 5 1, 4). A *ritard.* marking is present between the staves. A *a tempo* marking is at the end of the system. A *Red.* marking with an asterisk is located below the bass line.

Third system of a musical score. It consists of two staves. The upper staff contains a melodic line with ornaments and fingerings (e.g., 4, 5, 4, 5). The lower staff contains a bass line with fingerings (e.g., 5 4 3 3 4 5, 4, 5 4 3 5). This system appears to be a continuation of the bass line from the previous system.

Fourth system of a musical score. It consists of two staves. The upper staff contains a melodic line with ornaments and fingerings (e.g., 4, 2, 3, 4, 2). The lower staff contains a bass line with fingerings (e.g., 4, 3, 3, 3, 3, 4, 3, 3, 4, 4). This system appears to be a continuation of the bass line from the previous system.

Fifth system of a musical score. It consists of two staves. The upper staff contains a melodic line with ornaments and fingerings (e.g., 4 5 4, 5, 3, 4, 5). The lower staff contains a bass line with fingerings (e.g., 4, 3, 3, 3, 4). A *cresc. poco a poco* marking is present between the staves.

4 5
4 1 2 1 1 1
3 4 1 3 1 2 1 4
2 5 4 3 1 3 1 1 4

5
cresc. 1 2 2 1 1 2 1 1 2
1 4 1 2 3 1 2 2 4
45
1 1 2 1 2 1 2 1 2 4 1 2
1 3 1 3 1 4 2 1

4
1 1
cresc.
una corda *tutte le corde* *dimin.* *pp*
1 2 2 1 2 2 4
5 4 5 4 *Red.* 4 4 1 3 2
* *Red.* *

p *dimin.* *pp* *una corda*
3 3 2 1 1 2
5 1 2 * *Red.* * *Red.* * 5 4 * 5 4

8 5 4 4 8 5 5 5 4 5 4
tutte le corde *una corda*
4 1 3 4 5 4 4 5 4 5 3 4 4 5
5 4 5 3 4 5 5 4 5

tutte le corde

cresc.

cresc.

f *più f*

una corda

ri - tar - dan

do

a tempo

cresc.

tutte le corde

dimin.

Ped.

pp

una corda

Ped.

pp

ppp

Ped.

Per la misura si conta nel Largo sempre quattro semicrome, ciò è:

Largo. $\text{♩} = 76.$

tutte le corde

p dolce

Un poco più vivace.

Tempo I.

Allegro.

Tempo I.

ten. L. R. *cresc.* *f* *dimin.* *trium*

a tempo *p* *cresc.* *accl.*

Prestissimo. *ff* *dimin. e ritard.*

Allegro risoluto. *pp* *cresc.* *f* *ff* *f* *p*

Fuga a tre voci, con alcune licenze.

cresc.

First system of a piano score. The right hand features a melodic line with a trill and a fermata, while the left hand plays a complex rhythmic accompaniment with many accidentals. Fingerings are indicated by numbers 1-5. Dynamics include *sf* and *f*. A trill is marked above the first measure of the right hand.

Second system of the piano score. The right hand continues the melodic line with various ornaments and slurs. The left hand maintains the rhythmic accompaniment. Dynamics include *sf*. Fingerings are indicated by numbers 1-5.

Third system of the piano score. The right hand features a melodic line with a *cresc.* marking. The left hand continues the rhythmic accompaniment. Dynamics include *cresc.* and *f*. Fingerings are indicated by numbers 1-5.

Fourth system of the piano score. The right hand features a melodic line with a trill and a fermata. The left hand continues the rhythmic accompaniment. Dynamics include *f* and *sf*. A trill is marked above the first measure of the right hand.

Fifth system of the piano score. The right hand features a melodic line with a trill and a fermata. The left hand continues the rhythmic accompaniment. Dynamics include *sf* and *f*. Fingerings are indicated by numbers 1-5.

Sixth system of the piano score. The right hand features a melodic line with a trill and a fermata. The left hand continues the rhythmic accompaniment. Dynamics include *sf* and *f*. Fingerings are indicated by numbers 1-5.

First system of musical notation. The treble clef staff contains a melodic line with various fingerings (e.g., 5 2, 1 2 3, 4, 1 3 5 4, 3, 4, 4 5 2, 4, 1 3 5 4, 3) and articulation marks. The bass clef staff features a rhythmic accompaniment with fingerings (5 3 2 1, 5, 3 5 2 4, 5, 2) and dynamic markings such as *sf* and *L.*.

Second system of musical notation. The treble clef staff continues the melodic line with fingerings (4, 5 1, 2, 3, 5, 5, 1 3, 5) and dynamic markings (*sf*). The bass clef staff has fingerings (2, 2 1, 2 1 2, 1, 1, 1 2 1, 1 2 1) and dynamic markings (*sf*).

Third system of musical notation. The treble clef staff includes fingerings (3, 4 2, 3, 4, 5 1, 5 2, 4, 3 5, 3 1, 4, 3 4 1, 2) and dynamic markings (*sf*, *L.*). The bass clef staff has fingerings (2 1, 3 1 2, 1, 2, 4, 4, 1, 1) and dynamic markings (*sf*).

Fourth system of musical notation. The treble clef staff features complex fingerings (3 3 1 2, 2 1 3, 1 3 1, 4, 3 1, 5) and dynamic markings (*sf*, *L.*, *R.*). The bass clef staff has fingerings (3, 2, 3, 4, 5) and dynamic markings (*sf*).

Fifth system of musical notation. The treble clef staff includes fingerings (1 2 4 3, 2 1 3 2, 1, 1, 1 4 2, 1, 5, 5 1) and dynamic markings (*sf*, *sf*, *sf*). The bass clef staff has fingerings (1, 2) and dynamic markings (*sf*).

Sixth system of musical notation. The treble clef staff contains fingerings (5 3, 5 3, 2, 3, 4) and dynamic markings (*sf*, *L.*). The bass clef staff has fingerings (1 1 2, 1 3 1, 1, 1, 1, 1) and dynamic markings (*sf*, *sf*).

System 1: Treble and Bass clefs. Treble clef starts with a triplet of eighth notes (1 8 1) and continues with eighth-note patterns. Bass clef features a triplet of eighth notes (1 2 3) and a triplet of quarter notes (1 3 5). Dynamic markings include *sf* and *f*. Fingerings are indicated by numbers 1-5.

System 2: Treble clef continues with eighth-note patterns. Bass clef features a triplet of eighth notes (1 2 3) and a triplet of quarter notes (1 3 5). Dynamic markings include *sf* and *f*. Fingerings are indicated by numbers 1-5.

System 3: Treble clef features a triplet of eighth notes (5 1 4) and a triplet of quarter notes (5 2 4). Bass clef features a triplet of eighth notes (5 3 1) and a triplet of quarter notes (5 3 1). Dynamic markings include *sf*, *f*, and *ben marc.*. Fingerings are indicated by numbers 1-5.

System 4: Treble clef features a triplet of eighth notes (5 3 1) and a triplet of quarter notes (5 3 1). Bass clef features a triplet of eighth notes (5 3 1) and a triplet of quarter notes (5 3 1). Dynamic markings include *sf*, *dimin.*, *p*, and *L.*. Fingerings are indicated by numbers 1-5.

System 5: Treble clef features a triplet of eighth notes (5 3 1) and a triplet of quarter notes (5 3 1). Bass clef features a triplet of eighth notes (5 3 1) and a triplet of quarter notes (5 3 1). Dynamic markings include *sf*, *L. cresc.*, and *f*. Fingerings are indicated by numbers 1-5.

System 6: Treble clef features a triplet of eighth notes (5 3 1) and a triplet of quarter notes (5 3 1). Bass clef features a triplet of eighth notes (5 3 1) and a triplet of quarter notes (5 3 1). Dynamic markings include *sf*. Fingerings are indicated by numbers 1-5.

First system of musical notation, featuring treble and bass staves with complex melodic lines and dynamic markings such as *sf*.

Second system of musical notation, continuing the melodic and harmonic development with various fingerings and dynamic markings.

Third system of musical notation, showing intricate rhythmic patterns and dynamic markings like *sf*.

Fourth system of musical notation, featuring complex melodic lines and dynamic markings such as *sf*.

Fifth system of musical notation, including trills and complex rhythmic patterns, with dynamic markings like *sf*.

Sixth system of musical notation, concluding the page with trills, dynamic markings like *sf*, and performance instructions such as *R.3*, *L.*, and *R.2*.

sf *R.* *tr* *sf* *tr* *dimin.* *L.*

The first system of music consists of two staves. The upper staff begins with a dynamic marking of *sf* and a fermata over a note. It contains several measures with complex rhythmic patterns and slurs. The lower staff also starts with *sf* and includes a trill-like passage marked *tr*. A *dimin.* marking is present in the middle of the system, and a *L.* marking appears at the end. Fingerings and other performance instructions are scattered throughout the notation.

tr *p* *tr*

The second system continues the musical piece. The upper staff features a series of slurred notes with various fingerings. The lower staff includes a trill-like passage marked *tr* and a dynamic marking of *p*. The system concludes with a *tr* marking and a fermata over a note.

cresc. *sf* *f* *L.* *R.*

The third system shows a progression of dynamics, starting with *cresc.* and *sf*, moving to *f*. It includes a *L.* marking and a *R.* marking. The notation is dense with slurs and fingerings, indicating a technically demanding passage.

The fourth system continues the piece with complex rhythmic patterns in both staves. The notation is filled with slurs and fingerings, maintaining the technical intensity of the previous systems.

The fifth system features piano and bass staves with complex rhythmic patterns. The notation includes slurs and fingerings, continuing the technical demands of the piece.

The sixth and final system on this page concludes the piece. It features piano and bass staves with complex rhythmic patterns, slurs, and fingerings. The system ends with a *sf* dynamic marking.

First system of a musical score. It consists of two staves. The upper staff begins with a treble clef, a key signature of two flats (B-flat and E-flat), and a common time signature. It features a series of eighth and sixteenth notes, with dynamic markings of *sf* (sforzando) and *f* (forte). The lower staff begins with a bass clef and contains a similar rhythmic pattern. Fingering numbers (1-5) are visible above and below notes.

Second system of the musical score. It continues the two-staff format. The upper staff shows more complex rhythmic patterns, including triplets and sixteenth-note runs. Dynamic markings include *sf* and *f*. The lower staff continues with a steady eighth-note accompaniment. Fingering numbers are present throughout.

Third system of the musical score. The upper staff has a more melodic line with some rests. Dynamic markings include *sf* and *p* (piano). The lower staff continues with eighth-note accompaniment. The word *cantabile* is written in the lower staff. Fingering numbers are present.

Fourth system of the musical score. The upper staff features a melodic line with some trills. Dynamic markings include *tr* (trill) and *sempre p* (sempre piano). The lower staff has a more active accompaniment with eighth notes. Fingering numbers are present.

Fifth system of the musical score. The upper staff has a melodic line with some trills. Dynamic markings include *tr* and *L.* (lento). The lower staff has a more active accompaniment with eighth notes. Fingering numbers are present.

Sixth system of the musical score. The upper staff has a melodic line with some trills. Dynamic markings include *tr* and *cantabile*. The lower staff has a more active accompaniment with eighth notes. Fingering numbers are present.

First system of a piano score. The right hand features a melodic line with a long slur and notes marked with fingerings 5, 4, 5, 1, 4, 5, 5. The left hand plays a rhythmic accompaniment with fingerings 2, 1, 2, 8, 8, 1, 2, 3, 1, 1, 4, 8, 4, 1. The dynamic marking is *sempre p*. A *tr* (trill) is indicated above the first measure.

Second system of the piano score. The right hand continues the melodic line with fingerings 5, 2, 4, 5, 4, 2, 4, 2, 5, 3, 2, 2. The left hand accompaniment has fingerings 4, 1, 2, 1, 4, 2, 1, 2, 3, 3, 3, 3, 1, 2. A *tr* (trill) is marked above the right hand in the second measure.

Third system of the piano score. The right hand has fingerings 1, 3, 1, 3, 2, 2, 4, 5, 4, 1, 1, 5, 2, 1, 3, 2, 1, 3, 5, 1, 1, 5, 1, 1. The left hand has fingerings 2, 1, 2, 1, 1, 2, 3, 5, 1, 2, 1, 3, 3, 4, 3, 5. Dynamic markings include *p*, *cresc.*, and *L.*. A *tr* (trill) is marked above the right hand in the second measure. A *R.* (ritardando) is marked above the right hand in the fourth measure.

Fourth system of the piano score. The right hand has fingerings 4, 1, 3, 5, 1, 2, 5, 4, 5, 8, 4, 1, 5, 3, 2, 1, 2, 1. The left hand has fingerings 1, 1, 5, 2, 1, 5, 1, 2, 3, 4, 1, 5, 3, 4, 1, 1. The dynamic marking is *sf*. The instruction *non legato* is written above the right hand.

Fifth system of the piano score. The right hand has fingerings 5, 3, 2, 2, 2, 2, 2, 1, 2, 3, 1, 2, 3, 1, 2, 3, 1, 2. The left hand has fingerings 5, 1, 2, 1, 3, 3, 2, 1, 3, 2, 1, 2, 3, 1, 2, 3, 1, 2. The dynamic marking is *sf*.

Sixth system of the piano score. The right hand has fingerings 1, 1, 2, 3, 4, 2, 3, 5, 5, 3, 3, 1, 3, 1, 2. The left hand has fingerings 1, 2, 3, 1, 3, 3, 3, 4, 1, 2, 4, 2, 5, 1, 1, 1, 2. The dynamic marking is *sf*. A *R.* (ritardando) is marked above the right hand in the first measure. The instruction *L.* (lento) is written below the left hand in the first measure.

Musical score system 1, measures 1-4. The piece is in D major (two sharps). The first system features a treble clef with a forte (*sf*) dynamic and a bass clef with a fortissimo (*ff*) dynamic. Fingerings and articulation are indicated throughout. A *tremolo* marking is present in the bass staff at measure 4.

Musical score system 2, measures 5-8. This system continues the piece with complex fingering in both staves. A *sf* dynamic marking is present in the treble staff at measure 8.

Musical score system 3, measures 9-12. The treble staff features a *sf* dynamic and a *dolce* marking in measure 12. The bass staff has a *cresc.* marking. Fingerings are clearly marked throughout.

Musical score system 4, measures 13-16. The piece continues with intricate patterns in both staves. A fortissimo (*ff*) dynamic is indicated in the bass staff at measure 16.

Musical score system 5, measures 17-20. This system shows rapid passages in both staves with multiple *sf* dynamic markings. Fingerings are extensively used to guide the performer.

Musical score system 6, measures 21-24. The final system on this page includes a *sf* dynamic and a *tremolo* marking in the bass staff at measure 24. The piece concludes with complex rhythmic and melodic figures.

First system of a piano piece. The right hand features a melodic line with eighth and sixteenth notes. The left hand has a bass line with some triplets. Fingerings are indicated with numbers 1-5. A 'L.' (Lento) marking is present above the left hand.

Second system of the piano piece. The right hand continues the melodic development with more complex rhythmic patterns. The left hand provides harmonic support with chords and moving lines. Trills are marked in the right hand.

Third system of the piano piece. The right hand has a more active melodic line with frequent trills. The left hand features a steady bass line with some triplet patterns.

Fourth system of the piano piece. The right hand shows a shift in mood with a more expressive melodic line. The left hand has a prominent trill in the bass line. Dynamics include *ff* and *sf*.

Fifth system of the piano piece. The right hand has a melodic line with many slurs and ties. The left hand continues with a complex bass line. Dynamics include *ff* and *sf*.

Sixth system of the piano piece. The right hand features a melodic line with a trill and a fermata. The left hand has a bass line with a trill. Dynamics include *ff* and *sf*. The system ends with a fermata and a page number '18'.

First system of a musical score. The right hand features a complex melodic line with many slurs and fingerings (1-5). The left hand has a tremolo accompaniment. Dynamics include *f* and *sfz*. A fermata is placed over the first measure of the right hand.

Second system of the musical score. The right hand continues with intricate melodic patterns and trills. The left hand maintains the tremolo accompaniment. Dynamics include *sfz*. A fermata is placed over the first measure of the right hand.

Third system of the musical score. The right hand features a series of trills and slurs. The left hand has a more active accompaniment. Dynamics include *sf* and *ff*. A fermata is placed over the final measure of the right hand.

Fourth system of the musical score, starting with the instruction *una corda*. The right hand has a melodic line with slurs and fingerings. The left hand has a simple accompaniment. Dynamics include *sempre dolce cantabile*, *L.*, and *sempre legato*. A fermata is placed over the first measure of the right hand.

Fifth system of the musical score. The right hand has a melodic line with slurs and fingerings. The left hand has a simple accompaniment. Dynamics include *p*.

Sixth system of the musical score. The right hand has a melodic line with slurs and fingerings. The left hand has a simple accompaniment. Dynamics include *ritard.*

a tempo

pp *tutti* *tutte le corde* *L.* *cresc.*

f ben marcato *sf*

sf *sempre ben marcato*

ff *sf*

sf *ff*

sf *ff*

System 1 of a piano score. The right hand features a complex melodic line with triplets and sixteenth notes, marked with *sf*. The left hand provides a rhythmic accompaniment with eighth and sixteenth notes, also marked with *sf*. Fingerings are indicated with numbers 1-5. A trill is marked in the right hand.

System 2 of a piano score. The right hand continues with intricate melodic patterns, including a trill and slurs, marked with *sf*. The left hand features a steady eighth-note accompaniment, also marked with *sf*. Fingerings and articulation marks are present throughout.

System 3 of a piano score. The right hand has a melodic line with slurs and trills, marked with *sf*. The left hand has a rhythmic accompaniment with slurs, also marked with *sf*. Fingerings are clearly indicated.

System 4 of a piano score. The right hand features a melodic line with slurs and trills, marked with *sf*. The left hand has a rhythmic accompaniment with slurs, marked with *p*. A dynamic shift to *sf* occurs later in the system. A *R.* (ritardando) marking is present above the right hand.

System 5 of a piano score. The right hand has a melodic line with slurs and trills, marked with *sf*. The left hand has a rhythmic accompaniment with slurs, marked with *sf*. Fingerings and articulation marks are present throughout.

System 6 of a piano score. The right hand features a melodic line with slurs and trills, marked with *sf*. The left hand has a rhythmic accompaniment with slurs, marked with *sf*. A *L.* (legato) marking is present at the end of the system.

First system of musical notation, featuring a treble and bass clef. The treble staff contains complex rhythmic patterns with fingerings (1, 2, 3, 4, 5) and dynamic markings such as *f*. The bass staff has a few notes with fingerings (1, 2, 3).

Second system of musical notation. The treble staff includes dynamic markings like *sf* and *f*, and a *trm* (trill) marking. The bass staff has notes with fingerings (1, 2, 3, 4, 5).

Third system of musical notation. The treble staff features a *L.* (Lento) marking and notes with fingerings (1, 2, 3, 4, 5). The bass staff has notes with fingerings (1, 2, 3, 4).

Fourth system of musical notation. The treble staff has notes with fingerings (1, 2, 3, 4, 5) and a *trm* marking. The bass staff has notes with fingerings (1, 2, 3, 4).

Fifth system of musical notation. The treble staff includes notes with fingerings (1, 2, 3, 4, 5) and dynamic markings *cresc.* and *più cresc.*. The bass staff has notes with fingerings (1, 2, 3, 4).

Sixth system of musical notation. The treble staff has notes with fingerings (1, 2, 3, 4, 5) and dynamic markings *f* and *sf*. The bass staff has notes with fingerings (1, 2, 3, 4, 5) and a *trm* marking. The page number 21 is visible at the bottom left.

Musical notation system 1. Treble and bass clefs. Includes dynamic markings *f* and *tr*, and fingerings such as 1 2 4 3 5 and 1 4. Includes the instruction *L.* and a wavy line indicating tremolo.

Musical notation system 2. Treble and bass clefs. Includes dynamic markings *sf* and *f*, and fingerings such as 1 2 3 4 5 and 1 3 4 5. Includes the instruction *L.* and a wavy line indicating tremolo.

Musical notation system 3. Treble and bass clefs. Includes dynamic markings *f* and *sf*, and fingerings such as 1 2 3 4 5 and 1 2 3 4 5. Includes the instruction *L.* and a wavy line indicating tremolo.

Musical notation system 4. Treble and bass clefs. Includes dynamic markings *sf* and *f*, and fingerings such as 1 2 3 4 5 and 1 2 3 4 5. Includes the instruction *L.* and a wavy line indicating tremolo.

Musical notation system 5. Treble and bass clefs. Includes dynamic markings *ff* and *p cresc.*, and fingerings such as 1 2 3 4 5 and 1 2 3 4 5. Includes the instruction *tr* and a wavy line indicating tremolo.

Musical notation system 6. Treble and bass clefs. Includes dynamic markings *ff* and *sf*, and fingerings such as 1 2 3 4 5 and 1 2 3 4 5. Includes the instruction *tr* and a wavy line indicating tremolo.

pp

4 3 5 7 1 2 1 3 1 2 1 3

tar dan

5 4 5 4 5 4 1 2 1

do

Poco Adagio.

Tempo I.

trm

cresc. pp

Red. *

cresc.

4 2 4 5 4 3

ff

trm

4 3 4 2 3 2 3

ff

Red. * Red. * Red. *

35 2 2 2 2

Livros Grátis

(<http://www.livrosgratis.com.br>)

Milhares de Livros para Download:

[Baixar livros de Administração](#)

[Baixar livros de Agronomia](#)

[Baixar livros de Arquitetura](#)

[Baixar livros de Artes](#)

[Baixar livros de Astronomia](#)

[Baixar livros de Biologia Geral](#)

[Baixar livros de Ciência da Computação](#)

[Baixar livros de Ciência da Informação](#)

[Baixar livros de Ciência Política](#)

[Baixar livros de Ciências da Saúde](#)

[Baixar livros de Comunicação](#)

[Baixar livros do Conselho Nacional de Educação - CNE](#)

[Baixar livros de Defesa civil](#)

[Baixar livros de Direito](#)

[Baixar livros de Direitos humanos](#)

[Baixar livros de Economia](#)

[Baixar livros de Economia Doméstica](#)

[Baixar livros de Educação](#)

[Baixar livros de Educação - Trânsito](#)

[Baixar livros de Educação Física](#)

[Baixar livros de Engenharia Aeroespacial](#)

[Baixar livros de Farmácia](#)

[Baixar livros de Filosofia](#)

[Baixar livros de Física](#)

[Baixar livros de Geociências](#)

[Baixar livros de Geografia](#)

[Baixar livros de História](#)

[Baixar livros de Línguas](#)

[Baixar livros de Literatura](#)
[Baixar livros de Literatura de Cordel](#)
[Baixar livros de Literatura Infantil](#)
[Baixar livros de Matemática](#)
[Baixar livros de Medicina](#)
[Baixar livros de Medicina Veterinária](#)
[Baixar livros de Meio Ambiente](#)
[Baixar livros de Meteorologia](#)
[Baixar Monografias e TCC](#)
[Baixar livros Multidisciplinar](#)
[Baixar livros de Música](#)
[Baixar livros de Psicologia](#)
[Baixar livros de Química](#)
[Baixar livros de Saúde Coletiva](#)
[Baixar livros de Serviço Social](#)
[Baixar livros de Sociologia](#)
[Baixar livros de Teologia](#)
[Baixar livros de Trabalho](#)
[Baixar livros de Turismo](#)