UNIVERSIDADE FEDERAL DE SANTA CATARINA
CENTRO DE CIÊNCIAS AGRÁRIAS
DEPARTAMENTO DE AQÜICULTURA

Mauricio Lehmann

Livros Grátis

http://www.livrosgratis.com.br

Milhares de livros grátis para download.

Ictalurus punctatus

Litopenaeus vanamei

Potencial redox em viveiros de água doce e salgada: metodologia de determinação e comportamento

MESTRE EM AQÜICULTURA

Orientador

DEDICO:

A Horst e Constância que tanta falta fazem, a minha esposa Anelise e meus filhos Luccas e Nicollas: razão e inspiração.

AGRADEÇO

“Ao Criador”

SUMÁRIO

INTRODUÇÃO:

MANUSCRITO

UNIVERSIDADE FEDERAL DE SANTA CATARINA
CENTRO DE CIÊNCIAS AGRÁRIAS
DEPARTAMENTO DE AQÜICULTURA

Mauricio Lehmann[1] e Luis Vinatea Arana[2]

[2] Laboratório de Camarões Marinhos , Departamento de Aqüicultura, Universidade Federal de Santa Catarina, 88062-601, Florianópolis, SC, Brasil.

Ictalurus punctatus,

Litopenaeus vanamei

1.Introdução

2. Metodologia

Ictalurus punctatus

Litopenaeus vanamei

3. Resultados

4. Discussão

apud

,

5. Conclusões

Agradecimentos

6. Referências bibliográficas

Penaeus vannamei

7. Figuras

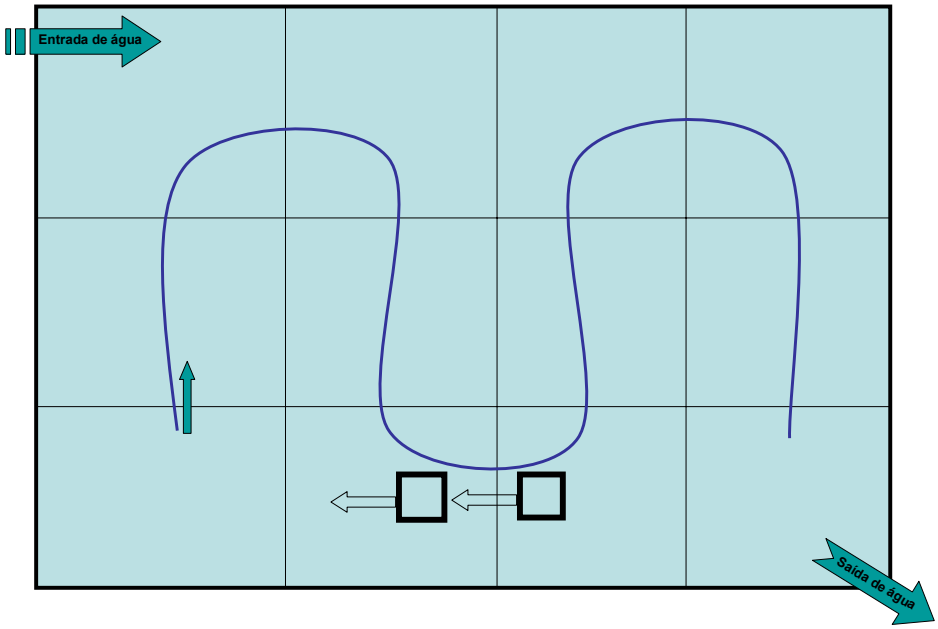
Entrada de água
Saída de água

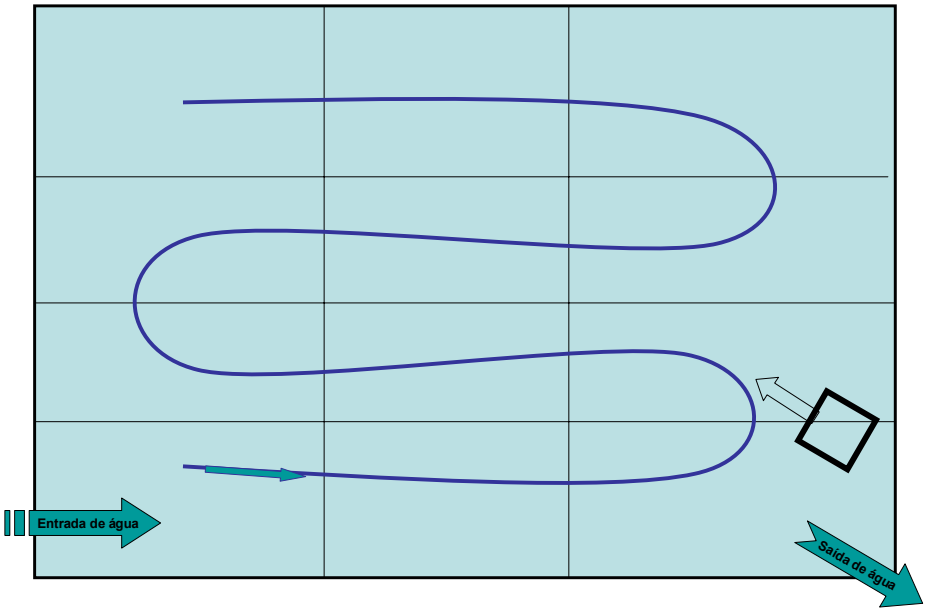
Entrada de água
Saída de água

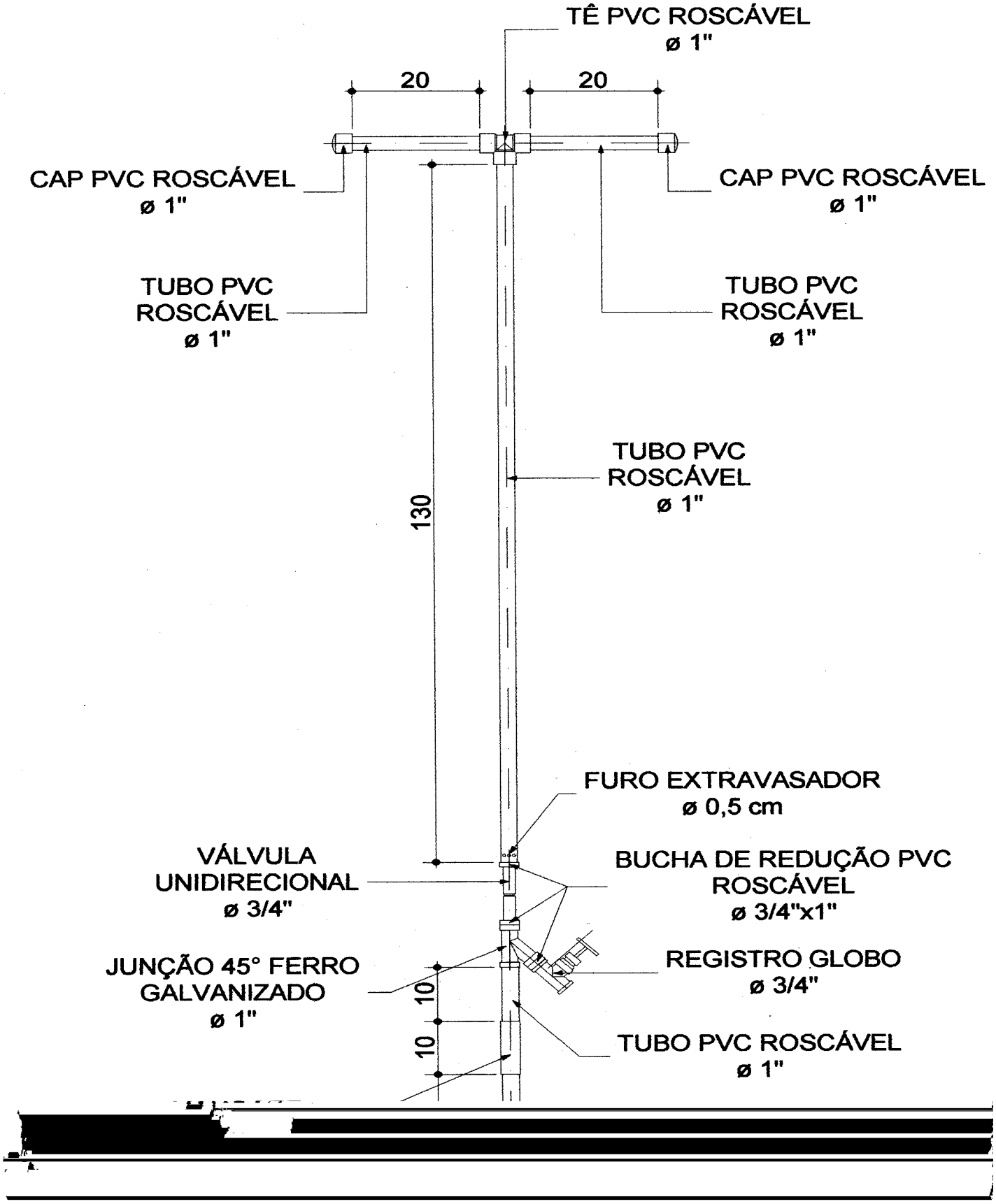
TÊ PVC ROSCÁVEL
ø 1"
20
20
CAP PVC ROSCÁVEL
ø 1"
CAP PVC ROSCÁVEL
ø 1"
TUBO PVC
ROSCÁVEL
ø 1"
TUBO PVC
ROSCÁVEL
ø 1"
TUBO PVC
ROSCÁVEL
ø 1"
130
FURO EXTRAVASADOR
ø 0,5 cm
VÁLVULA
UNIDIRECIONAL
ø 3/4"
BUCHA DE REDUÇÃO PVC
ROSCÁVEL
ø 3/4"x1"
JUNÇÃO 45° FERRO
GALVANIZADO
ø 1"
REGISTRO GLOBO
ø 3/4"
10
10
TUBO PVC ROSCÁVEL
ø 1"

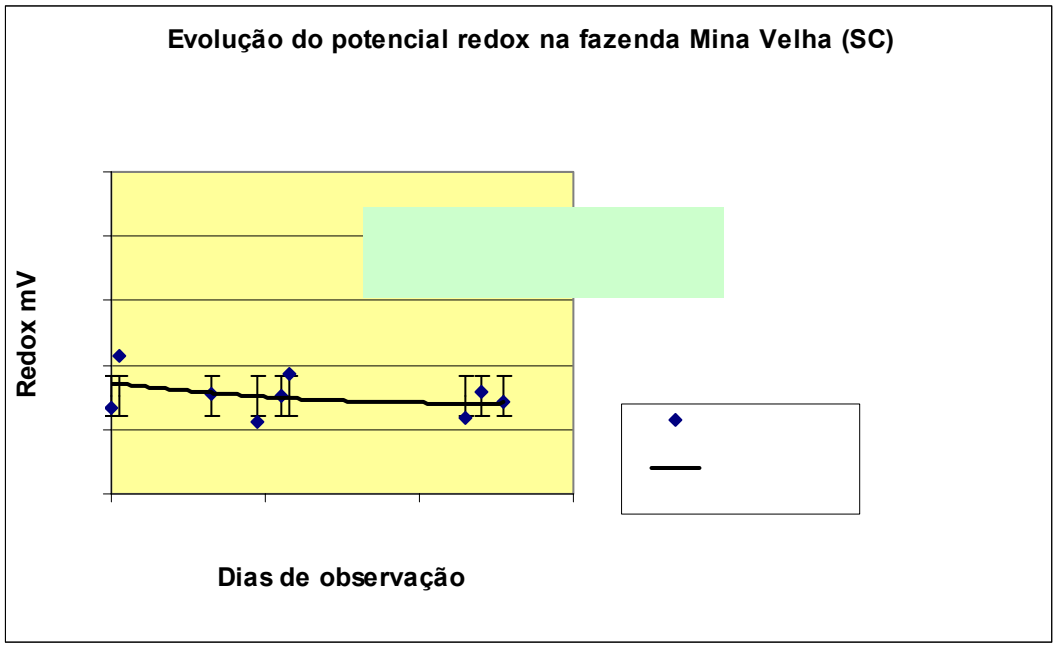
Evolução do potencial redox na fazenda Mina Velha (SC)
Redox mV
Dias de observação

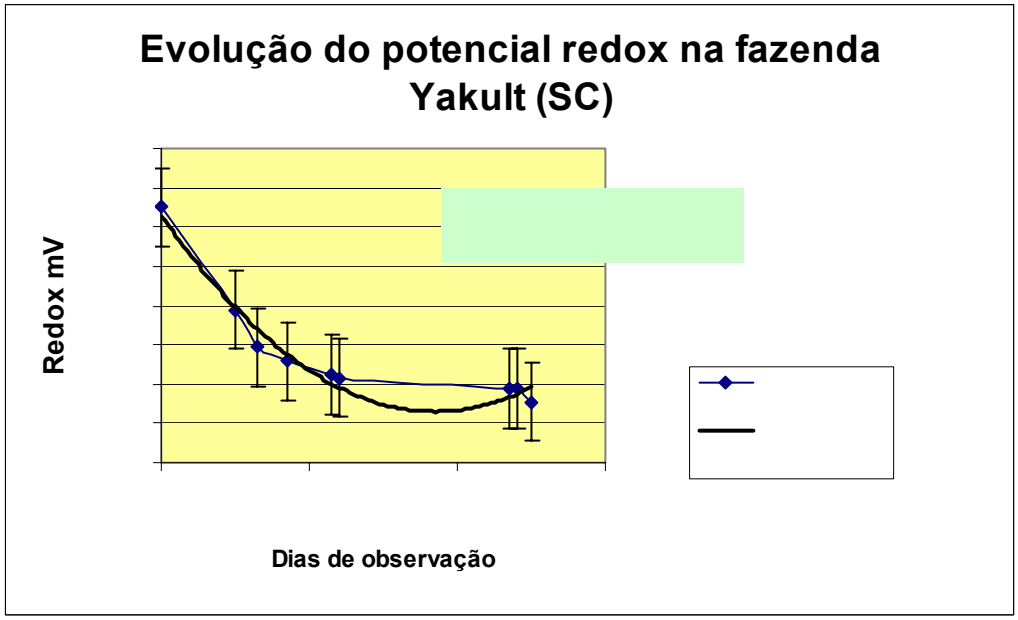
Evolução do potencial redox na fazenda Yakult (SC)
Redox mV
Dias de observação

8. Tabelas

	20/jul	21/jul	3/ago	9/ago	12/ago	13/ago	6/set	8/set	10/set	media	desvio p
1	-160	-152	-194	-216	-227	-192	-192	-52	-166	-173,13	55,01
2	-177	-104	-222	-160	-104	-175	-222	-206	-207	-171,25	47,17
3	-129	-66	-173	-172	-217	25	-185	-172	-188	-136,13	79,10
4	-133	-164	-184	-158	-217	-203	-150	-146	-159	-169,38	29,32
5	-110	-163	-14	-117	-171	-89	-170	-106	-163	-117,50	52,65
6	-190	-142	-196	-220	-181	-174	-166	-168	-176	-179,63	23,23
7	-214	-150	-191	-216	-202	-203	-186	-206	-136	-196,00	21,21
8	-202	-146	-177	-214	-87	-61	-215	-229	-204	-166,38	62,97
9	-231	-85	-208	-192	-83	-229	-200	-217	-111	-180,63	61,10
10	-247	-101	-70	-244	-167	-174	-188	-166	-202	-169,63	61,56
11		-206	-220	-190	-224	-203	-222	-216	-218	-211,57	12,41
12	-217	-233	-219	-221	-214	-209	-196	-172	-211	-210,13	18,66
Desvio p	44,98	48,27	64,15	35,87	54,14	75,87	22,20	51,35	32,72		
media	-182,73	-142,67	-172,33	-193,33	-174,50	-157,25	-191,00	-171,33	-178,42		

	20/jul	30/jul	2/ago	6/ago	12/ago	13/ago	6/set	8/set	10/set	media	desvio p
1	45	-111	-217	-213	-241	-264	-241	-217	-285	-193,78	101,87
2	-7	-193	-131	-196	-227	-243	-292	-265	-316	-207,78	93,71
3	-70	-175	-192	-213	-185	-235	-260	-89	-246	-185,00	66,35
4	2	-107	-206	-201	-260	-242	-258	-255	-247	-197,11	89,01
5	-27	-165	-215	-236	-318	-254	-276	-306	-274	-230,11	89,33
6	37	-224	-107	-247	-185	-239	-247	-280	-249	-193,44	99,98
7	-51	-123	-212	-261	-216	-260	-261	-252	-273	-212,11	76,06
8	-94	-164	-280	-213	-212	-235	-248	-255	-251	-216,89	56,83
9	34	-98	-218	-227	-307	-216	-286	-282	-276	-208,44	110,21
10	-59	-75	-259	-265	-248	-252	-162	-290	-293	-211,44	90,30
11	-32	-205	-169	-166	-245	-254	-277	-296	-288	-214,67	51,33
12	-70	-228	-233	-216	-210	-212	-259	-285		-214,13	61,83
desvio p	46,68	51,81	48,89	28,19	42,09	16,18	33,43	57,89	22,56		
Media	-24,33	-155,67	-203,25	-221,17	-237,83	-242,17	-255,58	-256,00	-272,55		

Referências Bibliográficas da Introdução

Aquicultura: uma visão geral sobre a produção de organismos aquáticos no Brasil e no mundo

Water quality in ponds aquaculture

Bottom soils, sediment, and pond aquaculture

Pond aquaculture water quality management

Manejo da qualidade da água na aqüicultura e no cultivo de camarão marinho.

Penaeus vannamei

9. Aquaculture Engineering

Guide for Authors

Types of contribution

1. Original research papers (Regular Papers)
2. Review Articles
3. Short communications

Original research papers should report the results of original research. The material should not have been previously published elsewhere, except in a preliminary form.
Review Articles can cover either narrow disciplinary subjects or broad issues requiring interdisciplinary discussion. They should provide objective critical evaluation of a defined subject. Reviews should not consist solely of a summary of published data. Evaluation of the quality of existing data, the status of knowledge, and the research required to advance knowledge of the subject are essential.
Short Communications are used to communicate results which represent a major breakthrough or startling new discovery and which should therefore be published quickly. They should *not* be used for preliminary research. Papers must contain sufficient data to establish that the research has achieved reliable and significant results.

Submission of manuscripts

Submission of an article is understood to imply that the article is original and unpublished and is not being considered for publication elsewhere. Submission also implies that all authors have approved the paper for release and are in agreement with its content. Upon

Papers for consideration should be submitted in triplicate directly to the Editor:

J. Colt
National Marine Fisheries Service
Northwest Fisheries Science Center
2725 Montlake Blvd East
Seattle, WA 98112
USA
Fax: +1 206 860-3267
E-mail: john.colt@noaa.gov

Papers for consideration for Europe, Africa, Australasia and Asia should be submitted in triplicate directly to the Editor:

J.van Rijn
Department of Animal Science
Faculty of Agricultural, Food and Environmental Quality Sciences
The Hebrew University of Jerusalem
P.O. Box 12
Rehovot, 76100 Israel
Fax: +972 8 946 5763
E-mail: vanrijn@agri.huji.ac.il

Electronic manuscripts

Authors can also upload their article as a LaTeX, Microsoft? (MS) Word?, WordPerfect?, PostScript or Adobe? Acrobat? PDF document via the ?Author Gateway? page of this journal (http://authors.elsevier.com/journal/aquaeng), where you will also find a detailed description on its use. The system generates an Adobe Acrobat PDF version of the article which is used for the reviewing process. It is crucial that all graphical and tabular elements be placed within the text, so that the file is suitable for reviewing. Authors,

Reviewers and Editors send and receive all correspondence by e-mail and no paper correspondence is necessary. Note: compuscripts submitted are converted into PDF for the review process but may need to be edited after acceptance to follow journal standards. For this an ?editable? file format is necessary. See the section on ?Electronic format requirements for accepted articles? and the further general instructions on how to prepare your article below.

Preparation of manuscripts

1. Manuscripts should be written in English. To avoid delays in publication, authors whose native language is not English are strongly advised to have their manuscripts checked by an English-speaking colleague prior to submission.
2. Submit the original and two copies of your manuscript. Enclose the original illustrations and two sets of photocopies (three prints of any photographs).
3. Manuscripts should be typewritten, typed on one side of the paper (if possible with numbered lines), with wide margins and double spacing throughout, i.e. also for abstracts, footnotes and references. Every page of the manuscript, including the title page, references, tables, etc. should be numbered in the upper right-hand corner. However, in the text no reference should be made to page numbers; if necessary, one may refer to sections. Underline words that should be in italics, and do not underline any other words. Avoid excessive usage of italics to emphasize part of the text.
4. Manuscripts in general should be organized in the following order:
Title (should be clear, descriptive and concise)
Name(s) of author(s)
Complete postal address(es) of affiliations
Full telephone and fax number and E-mail address of the corresponding author

Present address(es) of author(s) if applicable
Abstract
Keywords (indexing terms), normally 3-6 items
Introduction
Material studied, area descriptions, methods, techniques
Results
Discussion
Conclusion
Acknowledgements and any additional information concerning research grants, etc.
References
Tables
Figure captions

5. In typing the manuscript, titles and subtitles should not be run within the text. They should be typed on a separate line, without indentation. Use lower-case letter type.
6. SI units should be used.
7. If a special instruction to the copy editor or typesetter is written on the copy it should be encircled. The typesetter will then know that the enclosed matter is not to be set in type. When a typewritten character may have more than one meaning (e.g. the lower case letter l may be confused with the numeral 1), a note should be inserted in a circle in the margin to make the meaning clear to the typesetter. If Greek letters or uncommon symbols are used in the manuscript, they should be written very clearly, and if necessary a note such as a "Greek lower-case chi" should be put in the margin and encircled.
8. Elsevier reserves the privilege of returning to the author for revision accepted manuscripts and illustrations which are not in the proper form given in this guide.

Authors in Japan please note: Upon request, Elsevier Science Japan will provide authors with a list of people who can check and improve the English of their paper (*before submission*). Please contact our Tokyo office: Elsevier Science Japan, 9-15, Higashi-Azabu 1-chome, Minato-ku, Tokyo 106-0044; Japan; Tel: (+81) 3-5561-5032; Fax: (+81) 3-5561-5045; E-mail: info@elsevier.co.jp.

Abstracts

The abstract should be clear, descriptive and not longer than 400 words. It should provide a very brief introduction to the problem and a statement about the methods used in the study. This should generally be followed by a brief summary of results, including numerical data (means and standard errors, for example). The abstract should end with an indication of the significance of the results.

Tables

1. Authors should take notice of the limitations set by the size and lay-out of the journal. Large tables should be avoided. Reversing columns and rows will often reduce the dimensions of a table.
2. If many data are to be presented, an attempt should be made to divide them over two or more tables.
3. Drawn tables, from which prints need to be made, should not be folded.
4. Tables should be numbered according to their sequence in the text. The text should include references to all tables.
5. Each table should be typewritten on a separate page of the manuscript. Tables should never be included in the text.
6. Each table should have a brief and self-explanatory title.
7. Column headings should be brief, but sufficiently explanatory. Standard abbreviations of units of measurements should be added between parentheses.
8. Vertical lines should not be used to separate columns. Leave some

extra space between the columns instead.
9. Any explanation essential to the understanding of the table should be given as a footnote at the bottom of the table.

Illustrations

1. All illustrations (line drawings and photographs) should be submitted separately, unmounted and not folded.
2. Illustrations should be numbered according to their sequence in the text. References should be made in the text to each illustration.
3. Each illustration should be identified on the reverse side (or in the case of line drawings on the lower front side) by its number and the name of the author. An indication of the top of the illustrations is required in photographs of profiles, thin sections, and other cases where doubt can arise.
4. Illustrations should be designed with the format of the page of the journal in mind. Illustrations should be of such a size as to allow a reduction of 50%.
5. Lettering should be clear and large enough to allow a reduction of 50% without becoming illegible. The lettering should be in English. Use the same kind of lettering throughout and follow the style of the journal.
6. If a scale should be given, use bar scales on all illustrations instead of numerical scales that must be changed with reduction.
7. Each illustration should have a caption. The captions to all illustrations should be typed on a separate sheet of the manuscript.
8. Explanations should be given in the typewritten legend. Drawn text in the illustrations should be kept to a minimum.
9. Photographs are only acceptable if they have good contrast and intensity. Sharp and glossy copies are required. Reproductions of photographs already printed cannot be accepted.
10. Colour illustrations cannot usually be included,unless the cost of their reproduction is paid for by the author.

Colour illustrations

Submit colour illustrations as original photographs, high-quality computer prints or transparencies, close to the size expected in publication, or as 35 mm slides. Polaroid colour prints are not suitable. If, together with your accepted article, you submit usable colour figures then Elsevier will ensure, at no additional charge, that these figures will appear in colour on the web (e.g., ScienceDirect and other sites) regardless of whether or not these illustrations are reproduced in colour in the printed version.

For colour reproduction in print, you will receive information regarding the costs from Elsevier after receipt of your accepted article. For further information on the preparation of electronic artwork, please see http://authors.elsevier.com/artwork.

Please note: Because of technical complications which can arise by converting colour figures to ?grey scale? (for the printed version should you opt to not pay for colour in print) please submit in addition usable black and white prints corresponding to all the colour illustrations.

As only one figure caption may be used for both colour and black and white versions of figures, please ensure that the figure captions are meaningful for both versions, if applicable.

References

1. All publications cited in the text should be presented in a list of references following the text of the manuscript. The manuscript should be carefully checked to ensure that the spelling of author's names and dates are exactly the same in the text as in the reference list.

2. In the text refer to the author's name (without initial) and year of publication, followed if necessary by a short reference to appropriate pages. Examples: "Since Peterson (1988) has shown that..." "This is

in agreement with results obtained later (Kramer, 1989, pp. 12-16)".

3. If reference is made in the text to a publication written by more than two authors the name of the first author should be used followed by "*et al.*". This indication, however, should never be used in the list of references. In this list names of first author and co-authors should be mentioned.

4. References cited together in the text should be arranged chronologically. The list of references should be arranged alphabetically on author's names, and chronologically per author. If an author's name in the list is also mentioned with co-authors the following order should be used: publications of the single author, arranged according to publication dates - publications of the same author with one co-author - publications of the author with more than one co-author. Publications by the same author(s) in the same year should be listed as 1994a, 1994b, etc.

5. Use the following system for arranging your references:

a. *For periodicals*

Hopkins, J.S., Sandifer, P.A., Browdy, C.L., 1994. Sludge management in intensive pond culture of shrimp: effect of management regime on water quality, sludge characteristics,nitrogen extinction, and shrimp production. Aquacult. Eng. 13, 11-30.

b. *For edited symposia, special issues, etc. published in a periodical*

Benzie, J.A.H., Ballment, E., Frusher, S., 1993. Genetic structure of *Penaeus monodon* in Australia: concordant results from mt DNA and allozymes. In: Gall, G.A.E., Chen, H. (Eds.), Genetics in Aquaculture IV. Proceedings of the Fourth International Symposium, 29 April-3 May 1991, Wuhan, China. Aquaculture 111, 89-93.

c. *For books*

Gaugh, Jr., H.G., 1992. Statistical Analysis of Regional Yield Trials. Elsevier, Amsterdam.

d. *For multi-author books*

Liao, I.-C., 1992. Marine prawn culture industry of Taiwan. In: Fast,

A.W., Lester, L.J. (Eds.), Marine Shrimp Culture: Principles and Practices. Elsevier, Amsterdam, pp. 653-75.

6. Abbreviate the titles of periodicals mentioned in the list of references according to the *International List of Periodical Title Word Abbreviations.*

7. In the case of publications in any language other than English, the original title is to be retained. However, the titles of publications in non-Latin alphabets should be transliterated, and a notation such as "(in Russian)" or "(in Greek, with English abstract)" should be added.

8. Work accepted for publication but not yet published should be referred to as "in press".

9. References concerning unpublished data and "personal communications" should not be cited in the reference list but may be mentioned in the text.

Formulae

1. Formulae should be typewritten, if possible. Leave ample space around the formulae.

2.Subscripts and superscripts should be clear.

3. Greek letters and other non-Latin or handwritten symbols should be explained in the margin where they are first used. Take special care to show clearly the difference between zero(0) and the letter O, and between one (1) and the letter l.

4. Give the meaning of all symbols immediately after the equation in which they are first used.

5. For simple fractions use the solidus (/) instead of a horizontal line.

6. Equations should be numbered serially at the right-hand side in parentheses. In general only equations explicitly referred to in the text need be numbered.

7. The use of fractional powers instead of root signs is recommended. Also powers of e are often more conveniently denoted by exp.

8. Levels of statistical significance which can be mentioned without

further explanation are *$P<0.05$, **$P<0.01$ and ***$P<0.001$.

9. In chemical formulae, valence of ions should be given as, e.g. Ca^{2+} not as Ca^{++}.

10. Isotope numbers should precede the symbols, e.g. ^{18}O.

11. The repeated writing of chemical formulae in the text is to be avoided where reasonably possible; instead, the name of the compound should be given in full.Exceptions may be made in the case of a very long name occurring very frequently or in the case of a compound being described as the end product of a gravimetric determination (e.g. phosphate as P_2O_5).

Footnotes

1. Footnotes should only be used if absolutely essential. In most cases it should be possible to incorporate the information in normal text.

2. If used, they should be numbered in the text, indicated by superscript numbers, and kept as short as possible.

Nomenclature

1. Authors and editors are, by general agreement, obliged to accept the rules governing biological nomenclature, as laid down in the *International Code of Botanical Nomenclature*, the *International Code of Nomenclature of Bacteria*, and the *International Code of Zoological Nomenclature*.

2. All biota (crops, plants, insects, birds, mammals, etc.) should be identified by their scientific names when the English term is first used, with the exception of common domestic animals.

3. All biocides and other organic compounds must be identified by their Geneva names when first used in the text. Active ingredients of all formulations should be likewise identified.

4. For chemical nomenclature, the conventions of the *International Union of Pure and Applied Chemistry* and the official

recommendations of the *IUPAC-IUB Combined Commission on Biochemical Nomenclature* should be followed.

Copyright

1. An author, when quoting from someone else's work or when considering reproducing an illustration or table from a book or journal article, should make sure that he is not infringing a copyright.
2. Although in general an author may quote from other published works, he should obtain permission from the holder of the copyright if he wishes to make substantial extracts or to reproduce tables, plates, or other illustrations. If the copyright-holder is not the author of the quoted or reproduced material, it is recommended that the permission of the author should also be sought.
3. Material in unpublished letters and manuscripts is also protected and must not be published unless permission has been obtained.
4. A suitable acknowledgement of any borrowed material must always be made.

Proofs

One set of proofs will be sent to the corresponding author as given on the title page of the manuscript.Only typesetter's errors may be corrected; no changes in, or additions to, the edited manuscript will be allowed.

Offprints

1. Twenty-five offprints will be supplied free of charge.
2. Additional offprints can be ordered on an offprint order form, which is included with the proofs.
3. UNESCO coupons are acceptable in payment of extra offprints.

Author Services

Authors can also keep a track on the progress of their accepted article, and set up e-mail alerts informing them of changes to their

manuscript's status, by using the "Track a Paper" feature of Elsevier's Author Gateway.

***Aquacultural Engineering* has no page charges.**

Livros Grátis

(http://www.livrosgratis.com.br)

Milhares de Livros para Download:

Baixar livros de Administração
Baixar livros de Agronomia
Baixar livros de Arquitetura
Baixar livros de Artes
Baixar livros de Astronomia
Baixar livros de Biologia Geral
Baixar livros de Ciência da Computação
Baixar livros de Ciência da Informação
Baixar livros de Ciência Política
Baixar livros de Ciências da Saúde
Baixar livros de Comunicação
Baixar livros do Conselho Nacional de Educação - CNE
Baixar livros de Defesa civil
Baixar livros de Direito
Baixar livros de Direitos humanos
Baixar livros de Economia
Baixar livros de Economia Doméstica
Baixar livros de Educação
Baixar livros de Educação - Trânsito
Baixar livros de Educação Física
Baixar livros de Engenharia Aeroespacial
Baixar livros de Farmácia
Baixar livros de Filosofia
Baixar livros de Física
Baixar livros de Geociências
Baixar livros de Geografia
Baixar livros de História
Baixar livros de Línguas

Baixar livros de Literatura
Baixar livros de Literatura de Cordel
Baixar livros de Literatura Infantil
Baixar livros de Matemática
Baixar livros de Medicina
Baixar livros de Medicina Veterinária
Baixar livros de Meio Ambiente
Baixar livros de Meteorologia
Baixar Monografias e TCC
Baixar livros Multidisciplinar
Baixar livros de Música
Baixar livros de Psicologia
Baixar livros de Química
Baixar livros de Saúde Coletiva
Baixar livros de Serviço Social
Baixar livros de Sociologia
Baixar livros de Teologia
Baixar livros de Trabalho
Baixar livros de Turismo